

Peaceful Fingerpicking Riff - Ukulele Fingerpicking Tab


composed and arranged by Steven Laity

find more free arrangements at www.ukulaity.com

C Tuning


① = A ③ = C

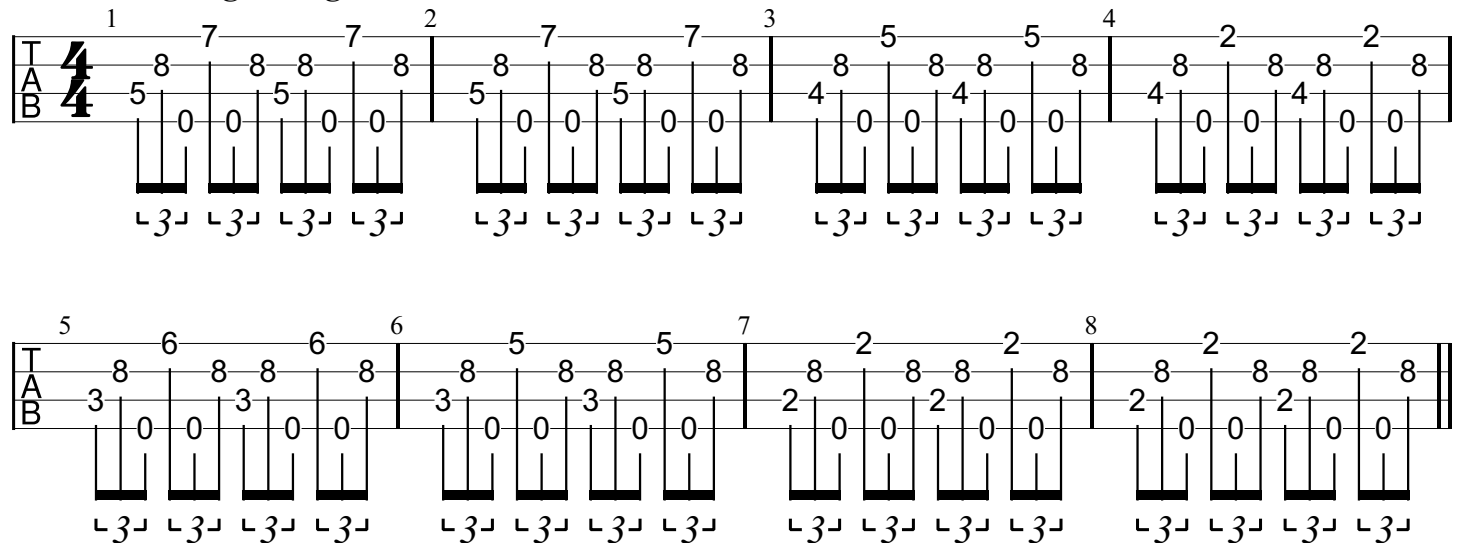
② = E ④ = G

 = 120

Fingerpicking Section

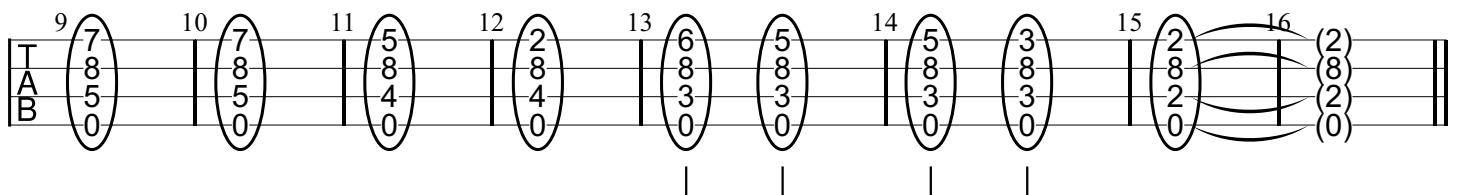
let ring throughout

uke. 



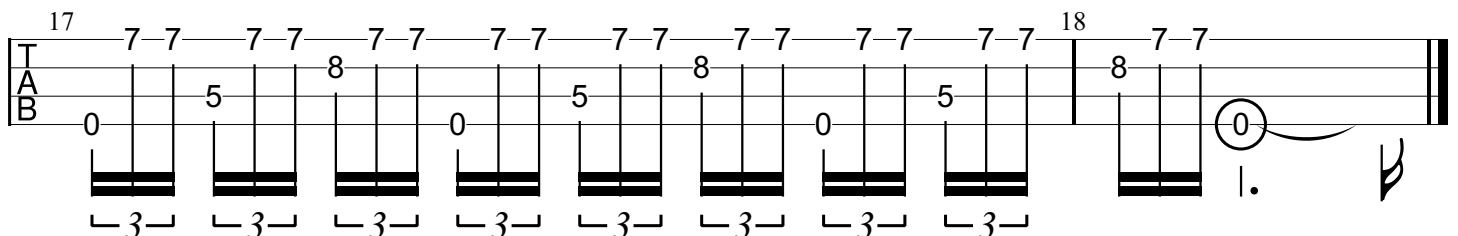
The Fingerpicking Section consists of two systems of four measures each. The first system is marked with a '4' in a box on both the Treble and Bass staves, indicating a 4/4 time signature. Fingerings are indicated by numbers 1-5 above the notes. The notes are: Measure 1 (A4, E4, G4, C4), Measure 2 (A4, E4, G4, C4), Measure 3 (A4, E4, G4, C4), Measure 4 (A4, E4, G4, C4). The second system follows the same pattern with different fingerings: Measure 5 (A4, E4, G4, C4), Measure 6 (A4, E4, G4, C4), Measure 7 (A4, E4, G4, C4), Measure 8 (A4, E4, G4, C4). Each measure contains four notes, one on each string, with a '3' under each note indicating a triplet.

Strumming Section



The Strumming Section consists of eight measures, numbered 9 through 16. Each measure contains a single chord with fingerings indicated by numbers in circles: Measure 9 (A4, E4, G4, C4), Measure 10 (A4, E4, G4, C4), Measure 11 (A4, E4, G4, C4), Measure 12 (A4, E4, G4, C4), Measure 13 (A4, E4, G4, C4), Measure 14 (A4, E4, G4, C4), Measure 15 (A4, E4, G4, C4), Measure 16 (A4, E4, G4, C4). The notes are grouped together in a large oval for each measure, indicating a strummed chord.

Outro



The Outro section consists of two measures, numbered 17 and 18. Measure 17 contains four chords with fingerings: (A4, E4, G4, C4), (A4, E4, G4, C4), (A4, E4, G4, C4), (A4, E4, G4, C4). Measure 18 contains two chords: (A4, E4, G4, C4) and (A4, E4, G4, C4), followed by a final chord with a circled '0' and a fermata symbol.